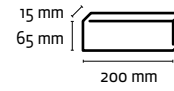
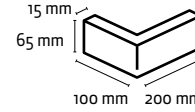
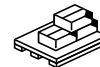


LINEA
line

CASABLANCA

MATTONE LINEARE
Linear brickMATTONE ANGOLARE
Corner brick dimensionsMODELLO
modelCODICI
codes**Lineare***linear | fläche | linéair***CAS****Angolare***corner | ecken | angle***CAS-C****12 - 15 mm****1 M²**
19 Kg**48 M²/Pal**
912 Kg**19 kg/M²****12 - 15 mm****2 MI**
14 Kg**96 MI/Pal**
672 Kg**7 Kg/MI**Consumo colla | quartz adhesive consumption | Quartz-Kleber Verbrauch | adhésif au quartz-consommation : **5 Kg/M²**Consumo stucco | coarse-grain sealant consumption | fugenfüller verbrauch | mortier de jointoiement consommation : **8 Kg/M²**